


























ROAD TRIP Ag Bingo

LEARN ABOUT AGRICULTURE IN MANITOBA
PLAYING BINGO ON THE ROAD!

				
BARN	CANOLA FIELD	FRUIT TREE	WHEAT FIELD	SUNFLOWER FIELD
				
TRACTOR	GRAIN BIN	RAILWAY CROSSING	COW	MILK TRUCK
				
GARDEN	PRODUCE STAND	AGRICULTURE IN THE CLASSROOM - MANITOBA CULTIVATING AN INTEREST IN AGRICULTURE	ROUND BALES	WILDLIFE
				
STRAWBERRY PATCH	GROCERY TRUCK	PEOPLE FISHING	COMBINE	SHEEP
				
HORSE	CORN FIELD	SHELTERBELT	BEEHIVE	GREENHOUSE

HOW TO PLAY

STEP 1: Look over your Bingo card so you know which items you are looking for.

STEP 2: Get your favourite colouring supplies to mark your Bingo card.

STEP 3: On your road trip, look for the items on your Bingo card. When you find an item, colour in the square. The first person to get 5 spaces in a row (horizontal, vertical, or diagonal) wins!

STEP 4: Continue the fun all summer long by trying for other Bingo formations (four corners, postage stamp, x, or blackout)!

Follow us on Twitter, Facebook, and Instagram and post a pic of your crew playing Ag Bingo using #AgBingoMB. Visit www.aic.mb.ca for more info.